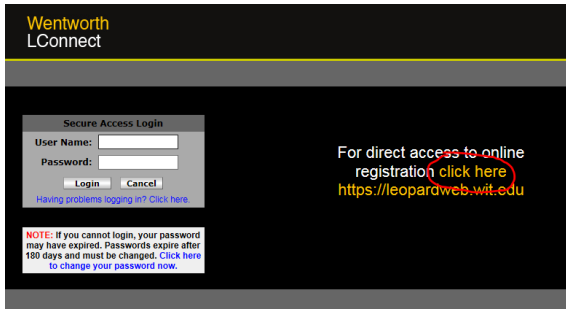


Registration Directions


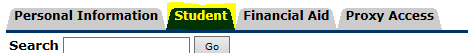
1. Log onto <http://lconnect.wit.edu> (also accessed from WIT.EDU at the bottom of the page)

(See Forgot User Name / Forgot Password instructions below if necessary)

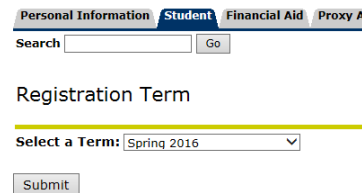
2. Click on “Leopardweb”



3. Click on “Student” tab then “Registration” option:



4. Select term for which you are registering for and Submit



5. Click on “Add or Drop Classes” then the Submit button
6. Select “yes” to accept financial conditions
7. Enter all of the 5-digit CRN numbers for your courses in the squares at the bottom of the Add screen
8. Click “Submit”

When you see the notation *****web registered***** next to a course that you entered that means that you are registered for that course—success!

Forgot your User Name?

- Your User Name is the first part of your Wentworth email without the @wit.edu ending. For example, if your email is studentj@wit.edu your user name will be studentj
 - o Contact your Academic Advisor if you do not have your Wentworth email

Forgot your Password?

You will need:

- Your User Name (see above)
 - Your Wentworth ID number – a nine digit number beginning with an upper case W
 - o Contact your Academic Advisor if you do not have your Wentworth ID number
- Call DTS at 617-989-4500 and have them reset your password to the Default. The Default is WIT1\$ plus the last 6 digits of your Wentworth ID

- 1) Go to <https://password.wit.edu/>
- 2) Type User Name.
- 3) Type the Default
- 4) Type your new password in the two boxes below the old password
 - It must have 8 characters, at least one upper case letter and at least one number