

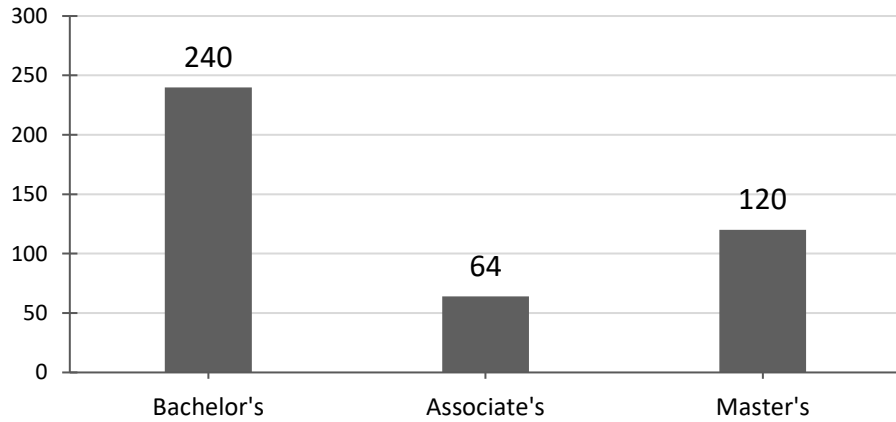


WENTWORTH INSTITUTE OF TECHNOLOGY

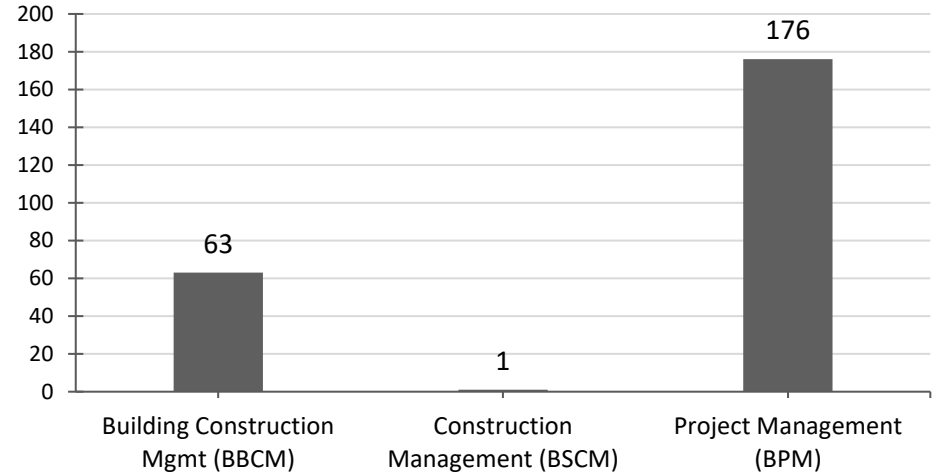
Spring 2017

College of Professional & Continuing Education CPCE Headcount by Major

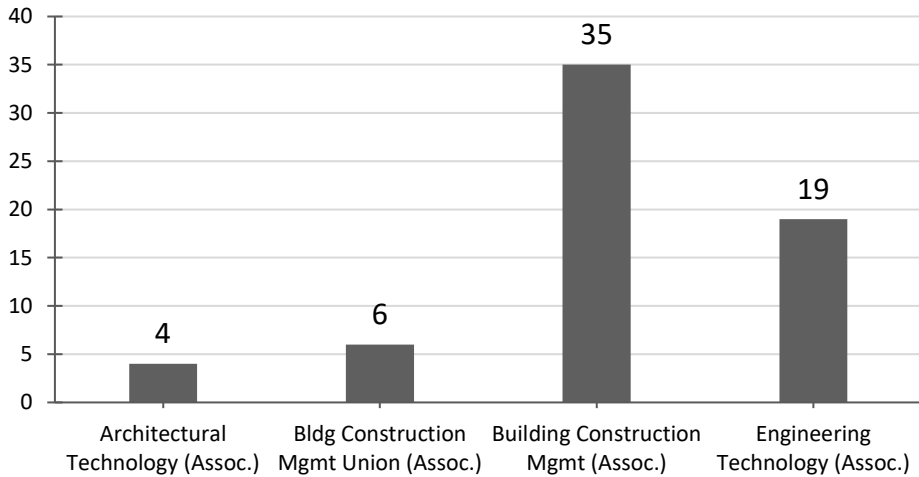
CPCE Headcount



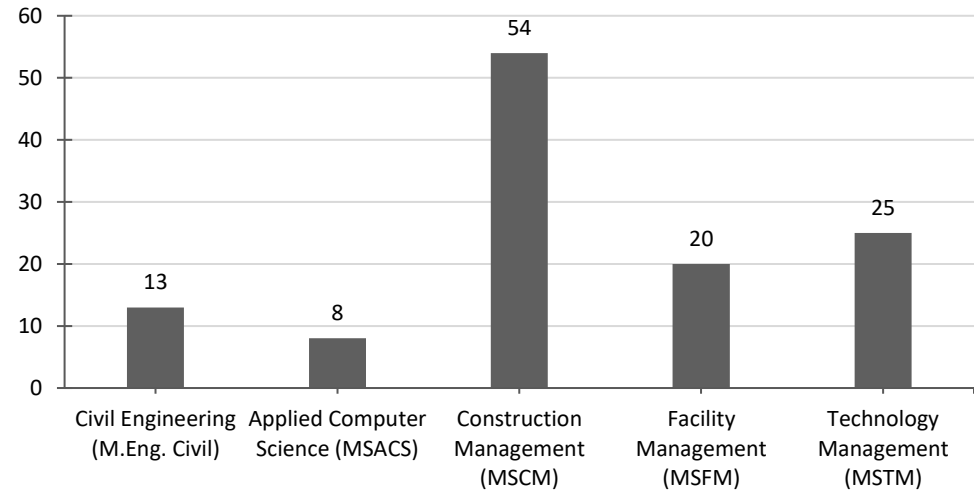
CPCE Bachelor Students



CPCE Associate Students



CPCE Master Students





WENTWORTH INSTITUTE OF TECHNOLOGY

Spring 2017

College of Professional & Continuing Education CPCE Headcount by Major

Major	First Year		Second Year		Third Year		Fourth Year		Fifth Year		Sixth Year		Graduate Part Time	Total
	Full Time	Part Time	Full Time	Part Time	Full Time	Part Time	Full Time	Part Time	Full Time	Part Time	Full Time	Part Time		
Architectural Technology (Assoc.)	-	3	-	1	-	-	-	-	-	-	-	-	-	4
Bldg. Construction Mgmt. Union (Assoc.)	-	3	-	2	-	1	-	-	-	-	-	-	-	6
Building Construction Mgmt. (Assoc.)	-	13	2	8	1	8	-	3	-	-	-	-	-	35
Engineering Technology (Assoc.)	-	8	-	5	2	4	-	-	-	-	-	-	-	19
Associate's Total	0	27	2	16	3	13	0	3	0	0	0	0	0	64
Building Construction Mgmt. (BBCM)	2	6	-	5	2	9	5	8	2	9	2	13	-	63
Construction Management (BSCM)	1	-	-	-	-	-	-	-	-	-	-	-	-	1
Project Management (BPM)	-	15	4	13	4	22	11	29	3	36	2	37	-	176
Bachelor's Total	3	21	4	18	6	31	16	37	5	45	4	50	0	240
Undergraduate Total	3	48	6	34	9	44	16	40	5	45	4	50	0	304
Civil Engineering (M.Eng. Civil)	-	-	-	-	-	-	-	-	-	-	-	-	13	13
Applied Computer Science (MSACS)	-	-	-	-	-	-	-	-	-	-	-	-	8	8
Construction Management (MSCM)	-	-	-	-	-	-	-	-	-	-	-	-	54	54
Facility Management (MSFM)	-	-	-	-	-	-	-	-	-	-	-	-	20	20
Technology Management (MSTM)	-	-	-	-	-	-	-	-	-	-	-	-	25	25
Master's Total	0	0	0	0	0	0	0	0	0	0	0	0	120	120
Professional Land Surveying (Certificate)	-	4	-	9	-	-	-	-	-	-	-	-	-	13
Non-Matriculated	-	1	-	-	-	-	-	-	-	-	-	-	-	1
Total	3	53	6	43	9	44	16	40	5	45	4	50	120	438