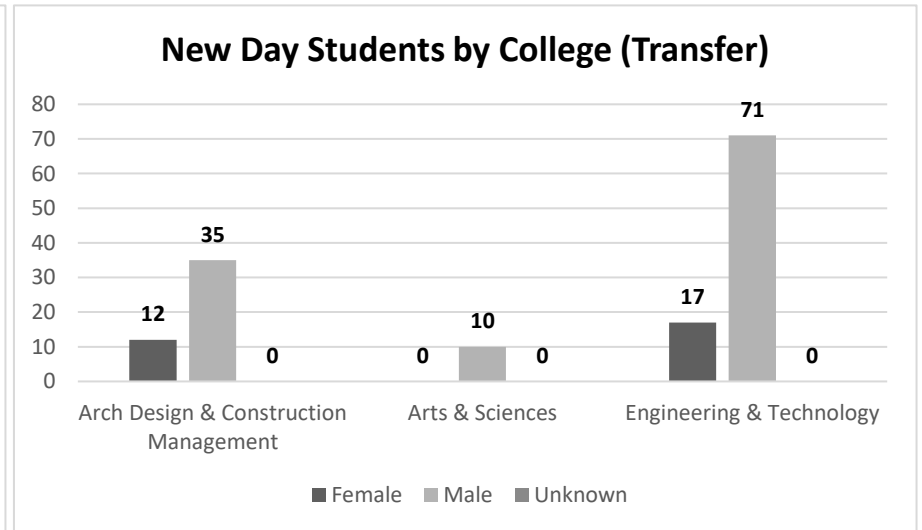
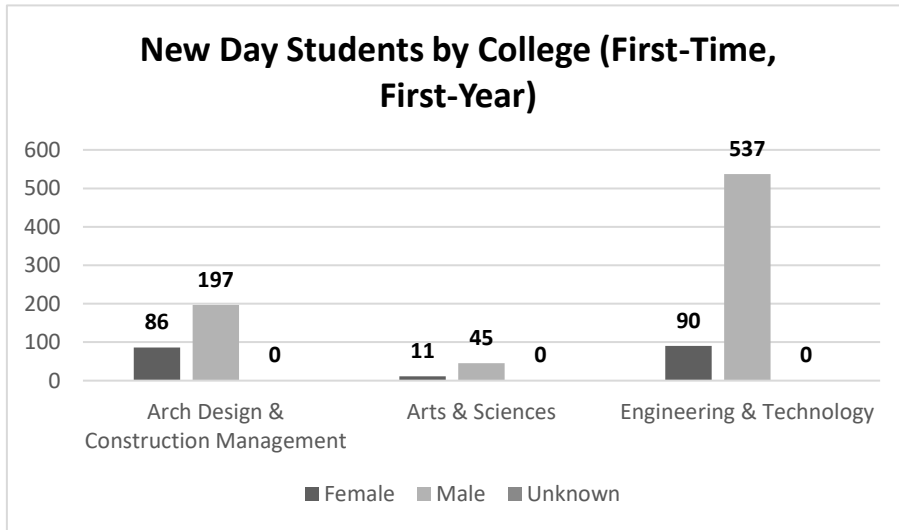
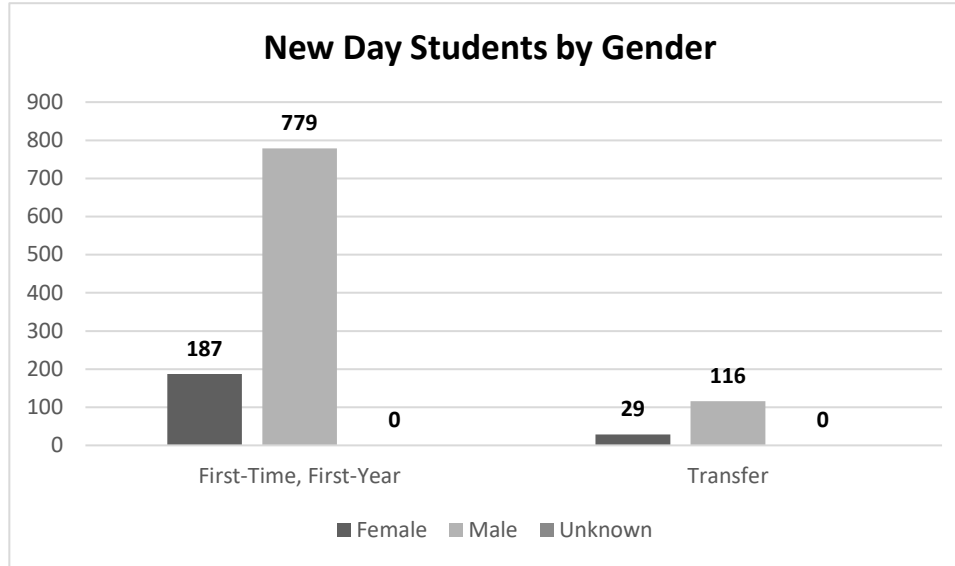


New Day Student Headcount by Major and Gender



New Day Student Headcount by Major and Gender

First-Time, First-Year

Major	Female	Male	Unknown	Total
Architecture (BSA)	41	83	-	124
Construction Management (BSCM)	5	85	-	90
Industrial Design (BIND)	14	27	-	41
Interior Design (BINT)	26	2	-	28
Arch Design & Construction Management	86	197	0	283
Applied Mathematics (BSAM)	7	11	-	18
Business Management (BSM)	3	18	-	21
Computer Information Systems (BSIS)	1	16	-	17
Arts & Sciences	11	45	0	56
Biological Engineering (BSBE)	5	12	-	17
Biomedical Engineering (BBME)	15	42	-	57
Civil Engineering (BSCE)	16	37	-	53
Computer Engineering (BSCO)	6	56	-	62
Computer Networking (BSCN)	3	30	-	33
Computer Science (BCOS)	16	132	-	148
Electrical Engineering (BSEE)	8	42	-	50
Electromechanical Engineering (BELM)	1	27	-	28
Engineering (BSEN)	4	19	-	23
Mechanical Engineering (BSME)	16	140	-	156
Engineering & Technology	90	537	0	627
Total	187	779	0	966

Transfer

Major	Female	Male	Unknown	Total
Architecture (BSA)	5	11	-	16
Construction Management (BSCM)	1	20	-	21
Industrial Design (BIND)	2	4	-	6
Interior Design (BINT)	4	-	-	4
Arch Design & Construction Management	12	35	0	47
Applied Mathematics (BSAM)	-	4	-	4
Business Management (BSM)	-	6	-	6
Computer Information Systems (BSIS)	-	-	-	0
Arts & Sciences	0	10	0	10
Biological Engineering (BSBE)	-	-	-	0
Biomedical Engineering (BBME)	7	3	-	10
Civil Engineering (BSCE)	1	6	-	7
Computer Engineering (BSCO)	-	5	-	5
Computer Networking (BSCN)	1	4	-	5
Computer Science (BCOS)	2	19	-	21
Electrical Engineering (BSEE)	1	9	-	10
Electromechanical Engineering (BELM)	1	5	-	6
Engineering (BSEN)	1	-	-	1
Mechanical Engineering (BSME)	3	20	-	23
Engineering & Technology	17	71	0	88
Total	29	116	0	145