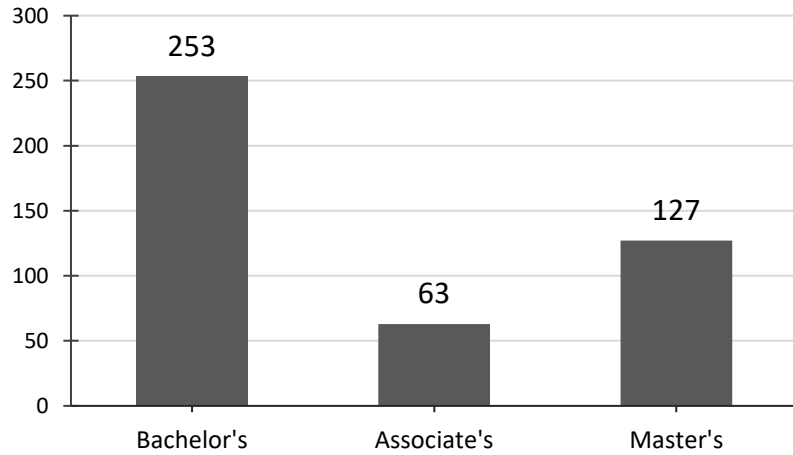
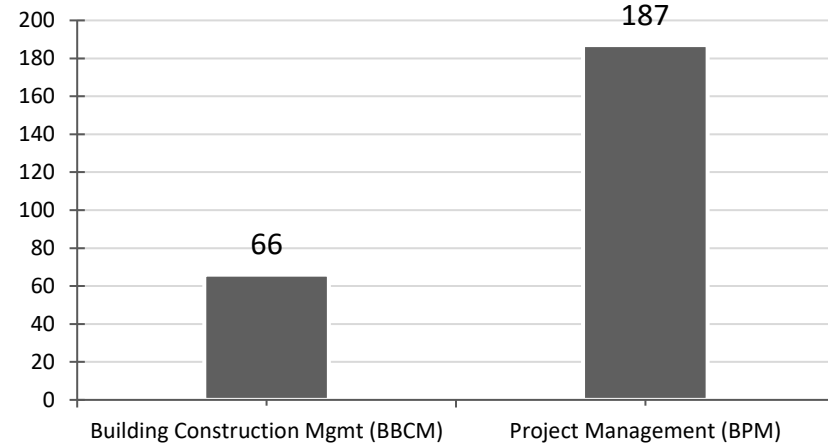


College of Professional & Continuing Education
CPCE Headcount by Major

CPCE Students



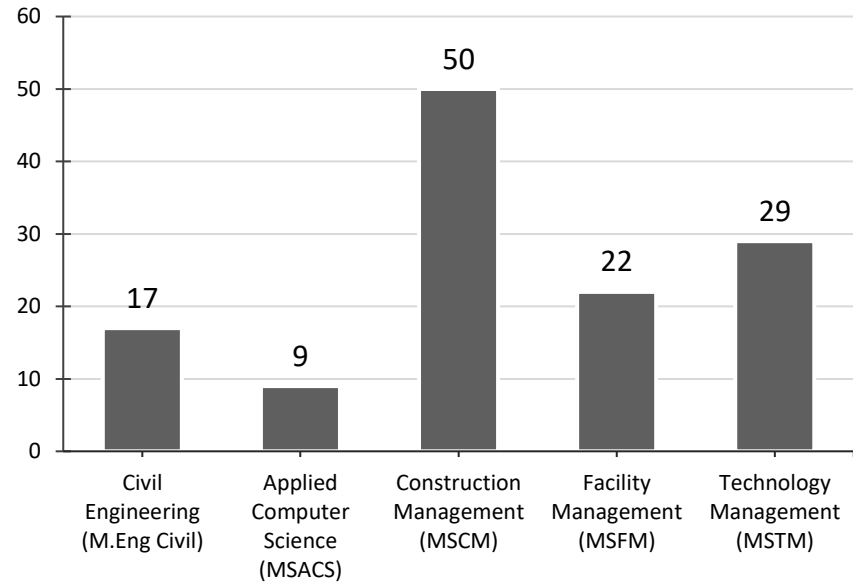
CPCE Bachelor Students



CPCE Associate Students



CPCE Master Students



Fall 2016

 College of Professional & Continuing Education
 CPCE Headcount by Major

Major	Entry Action	First Year		Second Year		Third Year		Fourth Year		Fifth Year		Sixth Year		Graduate		Total
		Full Time	Part Time	Full Time	Part Time	Full Time	Part Time	Full Time	Part Time	Full Time	Part Time	Full Time	Part Time	Full Time	Part Time	
Architectural Technology (Assoc.)	Continuing Student	0	0	0	0	0	1	0	0	0	0	0	0	0	0	1
	First Time First Year	0	5	0	0	0	0	0	0	0	0	0	0	0	0	5
	Transfer	0	1	0	0	0	0	0	0	0	0	0	0	0	0	1
	Summary	0	6	0	0	0	1	0	0	0	0	0	0	0	0	7
Building Construction Mgmt. (Assoc.)	Continuing Student	0	4	1	7	0	8	0	2	0	0	0	0	0	0	22
	First Time First Year	1	5	0	0	0	0	0	0	0	0	0	0	0	0	6
	Internal Transfer	0	0	0	0	0	1	0	0	0	0	0	0	0	0	1
	Returning/Readmitted	0	0	0	2	0	1	0	0	0	0	0	0	0	0	3
	Transfer	0	4	0	0	0	0	0	0	0	0	0	0	0	0	4
	Summary	1	13	1	9	0	10	0	2	0	0	0	0	0	0	36
Engineering Technology (Assoc.)	Continuing Student	0	2	0	4	0	3	0	0	0	0	0	0	0	0	9
	First Time First Year	0	1	0	0	0	0	0	0	0	0	0	0	0	0	1
	Returning/Readmitted	0	0	0	2	0	1	0	0	0	0	0	0	0	0	3
	Transfer	0	7	0	0	0	0	0	0	0	0	0	0	0	0	7
	Summary	0	10	0	6	0	4	0	0	0	0	0	0	0	0	20
Associate's Total		1	29	1	15	0	15	0	2	0	0	0	0	0	0	63
Building Construction Mgmt. (BBCM)	Continuing Student	0	1	0	4	4	8	3	5	1	11	1	14	0	0	52
	First Time First Year	0	1	0	0	0	0	0	0	0	0	0	0	0	0	1
	Internal Transfer	0	0	0	1	0	0	0	0	0	0	0	0	0	0	1
	Returning/Readmitted	0	0	0	0	0	0	0	0	0	1	0	0	0	0	1
	Transfer	2	3	0	5	0	0	0	1	0	0	0	0	0	0	11
	Summary	2	5	0	10	4	8	3	6	1	12	1	14	0	0	66
	Continuing Student	0	4	0	10	3	14	5	21	5	37	1	46	0	0	146

Fall 2016

**College of Professional & Continuing Education
 CPCE Headcount by Major**

Major	Entry Action	First Year		Second Year		Third Year		Fourth Year		Fifth Year		Sixth Year		Graduate		Total
		Full Time	Part Time	Full Time	Part Time	Full Time	Part Time	Full Time	Part Time	Full Time	Part Time	Full Time	Part Time	Full Time	Part Time	
Project Management (BPM)	First Time First Year	1	3	0	0	0	0	0	1	0	0	0	0	0	0	5
	Returning/Readmitted	0	0	0	1	0	1	1	2	1	2	0	5	0	0	13
	Transfer	4	12	1	0	0	3	0	3	0	0	0	0	0	0	23
	Summary	5	19	1	11	3	18	6	27	6	39	1	51	0	0	187
Bachelor's Total		7	24	1	21	7	26	9	33	7	51	2	65	0	0	253
Undergraduate Total		8	53	2	36	7	41	9	35	7	51	2	65	0	0	316
Civil Engineering (M.Eng. Civil)	Continuing Student	0	0	0	0	0	0	0	0	0	0	0	0	0	9	9
	New Graduate	0	0	0	0	0	0	0	0	0	0	0	0	0	8	8
	Summary	0	0	0	0	0	0	0	0	0	0	0	0	0	17	17
Applied Computer Science (MSACS)	New Graduate	0	0	0	0	0	0	0	0	0	0	0	0	0	9	9
	Summary	0	0	0	0	0	0	0	0	0	0	0	0	0	9	9
Construction Management (MSCM)	Continuing Student	0	0	0	0	0	0	0	0	0	0	0	0	1	22	23
	New Graduate	0	0	0	0	0	0	0	0	0	0	0	0	0	26	26
	Returning/Readmitted	0	0	0	0	0	0	0	0	0	0	0	0	0	1	1
	Summary	0	0	0	0	0	0	0	0	0	0	0	0	1	49	50
Facility Management (MSFM)	Continuing Student	0	0	0	0	0	0	0	0	0	0	0	0	0	11	11
	New Graduate	0	0	0	0	0	0	0	0	0	0	0	0	0	11	11
	Summary	0	0	0	0	0	0	0	0	0	0	0	0	0	22	22
Technology Management (MSTM)	Continuing Student	0	0	0	0	0	0	0	0	0	0	0	0	0	15	15
	New Graduate	0	0	0	0	0	0	0	0	0	0	0	0	0	14	14
	Summary	0	0	0	0	0	0	0	0	0	0	0	0	0	29	29
Master's Total		0	0	0	0	0	0	0	0	0	0	0	0	1	126	127
Total		8	53	2	36	7	41	9	35	7	51	2	65	1	126	443



Fall 2016

College of Professional & Continuing Education
CPCE Headcount by Major